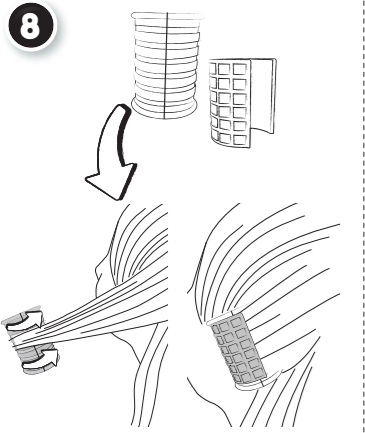
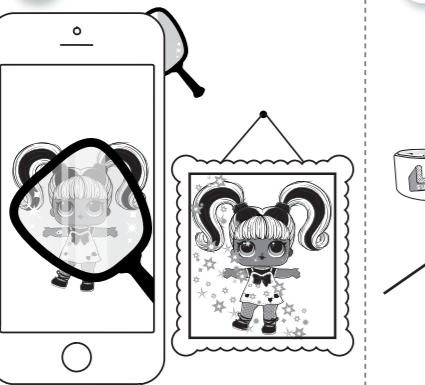



8




9




10




11



12



13



EN

AGES 3+
ADULT SUPERVISION REQUIRED

WARNING:
CHOKING HAZARD—Small parts.
Not for children under 3 years.

COLOR-CHANGE

- Cold color change will start at approximately 59°F (15°C), but best results occur if the ice water is chilled to approximately 32°F (0°C) or colder.
- Warm color change will start at approximately 100.4°F (38°C), but best results occur if the water is approximately 104°F (40°C).
- Some dolls change color in cold and warm water! Try both!
- Only certain dolls change color.
- **Brushable hair does not change color. Avoid submerging in water.**
- Color change will only work on certain parts of the doll's body or accessories. Not all included accessories change color.
- If color change does not work properly or quickly, the temperature of the doll's body may be too close to the temperature of the water.
- Color change temperatures may vary according to weather conditions.
- The color-change effect of the doll's body has a lengthy, but limited lifespan.

*** WARNING**

An adult must be present and supervise when placing the doll in warm water, as the water may be hot.

Magic Mirror: Place the included mirror in front of your camera lens and snap a picture of your doll. Mirror creates a filter! (Pic. 9)

IMPORTANT INFORMATION

- Before beginning, cover the play area to protect from possible water damage.
- An adult must be present when children are playing with water.
- Your doll will either cry, pee, or change color. Collect them all to see each feature!
- For best results, fill the bottle and feed the doll two times.
- Do not feed the doll extremely hot water.
- Do not place the doll in extremely hot water (over 109.4°F/43°C).
- Do not store the dolls in direct sunlight for extended periods of time.
- Exposure to sunlight may deactivate color change feature.
- Squeeze out all water from the bottle and the doll after each use.
- Thoroughly drain the doll on a dry towel in a well-ventilated area after use and before storing.
- Air dry the doll only. Do not place in the dryer or subject to excessive heat.
- Carefully peel off the doll's wrapping following the perforated lines to avoid tearing. Wrappings can be reused on the doll.
- Do not apply heat to the rollers when placing on your hair.
- Dolls will either come with wax wigs or brushable hair.
- **Do not submerge the brushable hair in water to avoid damaging it. When inserting the doll in water, cover the hair or only submerge the body. Alternatively, you can insert the doll in the freezer for five (5) minutes to see cold color change effect.**
- Do not wash hair with soap and water or subject it to very high heat in any manner, as it will irreparably damage the hair.
- If hair gets wet, use a dry towel to dry off and allow it to air dry.



www.LOLsurprise.com
©2018 MGA Entertainment, Inc.
L.O.L. SURPRISE!™ and #HAIRGOALS™ are trademarks of MGA in the U.S. and other countries. All logos, names, characters, likenesses, images, slogans, and packaging appearance are the property of MGA.

16300 Roscoe Blvd.
Van Nuys, CA 91406
U.S.A.
(800) 222-4685

MGA Entertainment (Netherlands) B.V.
Klipperaak 201, 2411 ND Bodegraven, NL
U.S.A.
Tel: +31 (0) 172-758 038
E-mail: klantenservice@mgae.com


MGA Entertainment UK Ltd.
50 Presley Way
Crownhill
Milton Keynes, MK8 0ES
Bucks, UK
+ 0800 521 558

The preferred method of contact for Customer Service is through our e-mail contact form at www.mgae.com

Visit www.mgae.com to register your product and to enter our sweepstakes (No purchase necessary)

Printed in China
0818-0-E/INT

Please keep this manual as it contains important information. Illustrations are for reference only. Styles may vary from actual contents.



♥ #HAIRGOALS™ ♥

