


Manuals+

User Manuals Simplified.




POOPSIE Rainbow Crush 565611 / 565611×1 / 565642 Instruction Manual

[Home](#) » [POOPSIE](#) » [POOPSIE Rainbow Crush 565611 / 565611×1 / 565642 Instruction Manual](#) 

Contents [[hide](#)]

- [1 POOPSIE Rainbow Crush 565611 / 565611×1 / 565642](#)
- [2 Contents](#)
- [3 ITEMS YOU WILL NEED](#)
- [4 QUICK START](#)
- [5 File Downloads](#)
- [6 References](#)
- [7 Related Manuals](#)

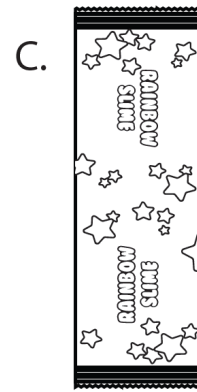

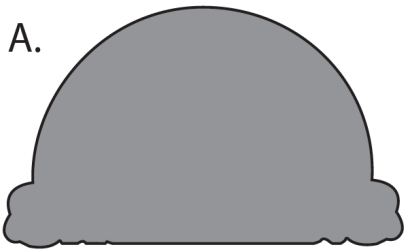


POOPSIE Rainbow Crush 565611 / 565611x1 / 565642



Contents



1. Rainbow Sand Shell
(with Glitter and Surprise Filling)
2. Rainbow Storage Container
3. Ready-to-Use Slime Packet (Scented Slime)



ITEMS YOU WILL NEED

(Not Included)

- Large Bowl
- 1 Large Bowl Filled with Water
(**TIP:** Don't fill all the way to the top!)



Illustrations are for reference only. Styles may vary from actual contents.

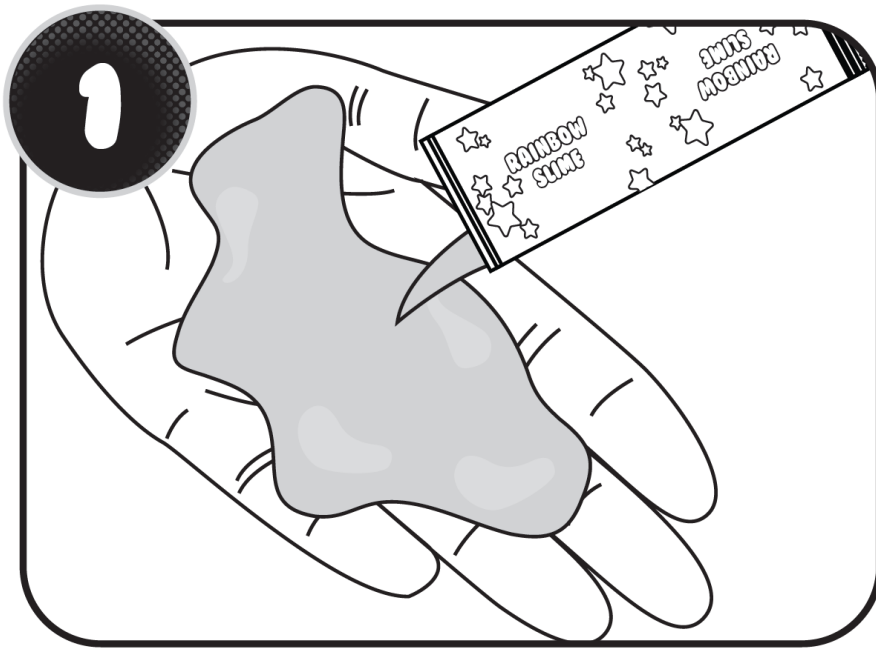
IMPORTANT TIP!

The surprise filling in RARE packs is artificial snow. After dipping the rainbow sand shell in water, crush it once. Check to see if there is snow mixed with the glitter. If so, sprinkle some water to see the snow grow.

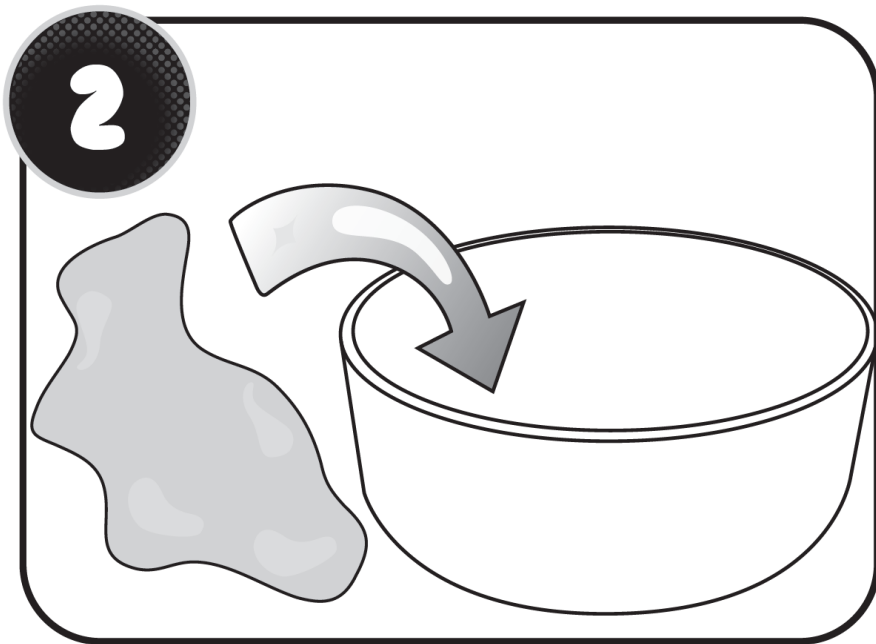
QUICK START

Before beginning, cover the play area to prevent possible damage. Remove any protective wrapping from the rainbow sand shell.


Surprise filling will release from the rainbow, so play on a protected surface.



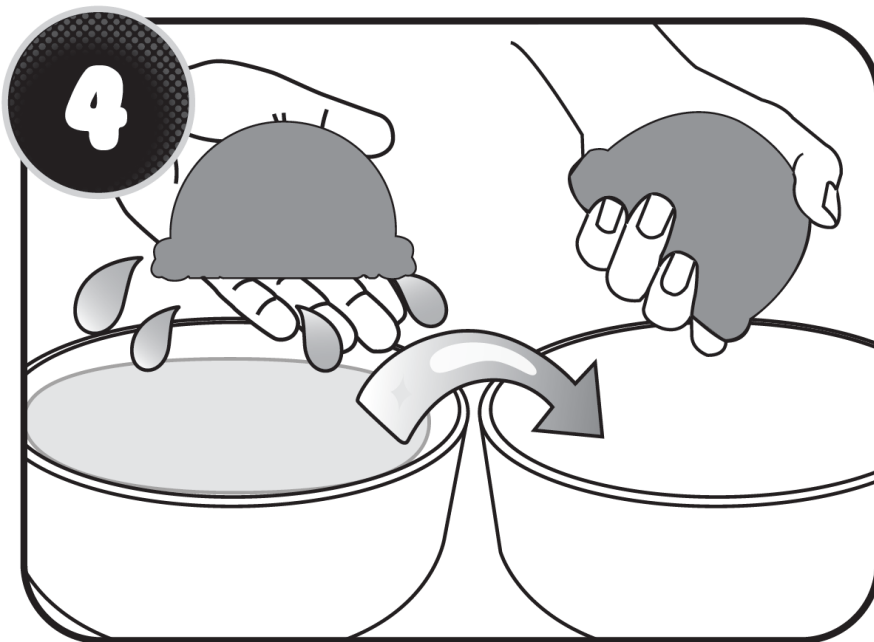
Tear open the slime packet and pour out the slime in your hands. Watch it change color when you play with it. The color will change back when you stop playing with it.




In a large, empty bowl, pour the color-changing slime.




In a large bowl filled with water, loosely hold the rainbow sand shell under water for 10 seconds.
DO NOT CRUSH!




Remove the rainbow sand shell from the water and hold it over the bowl with slime.



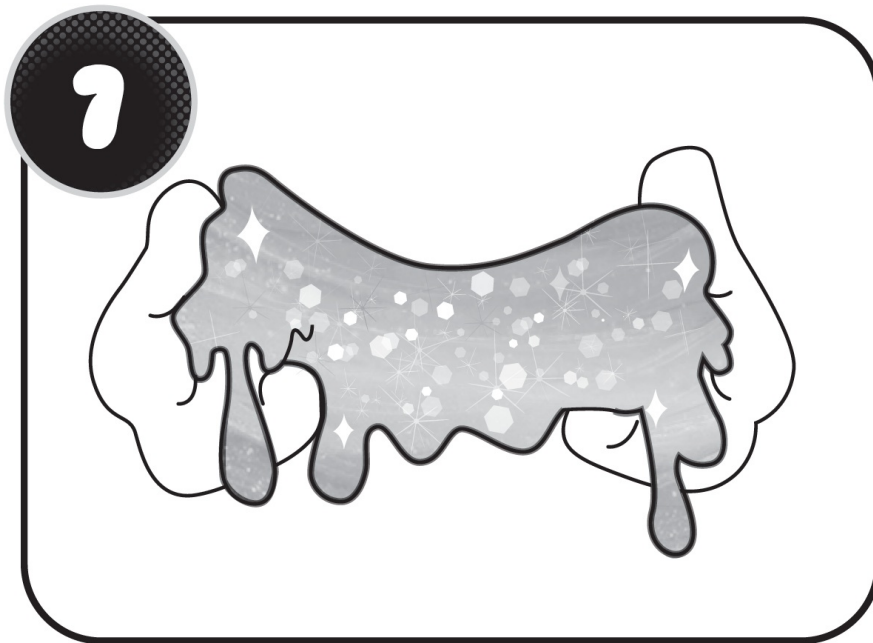
Hold the rainbow sand shell away from you over the bowl and crush it once with your hands to release the filling from inside the rainbow.



The rainbow sand shell in RARE packs will have artificial snow. After crushing the sand, sprinkle some water to watch the snow grow.

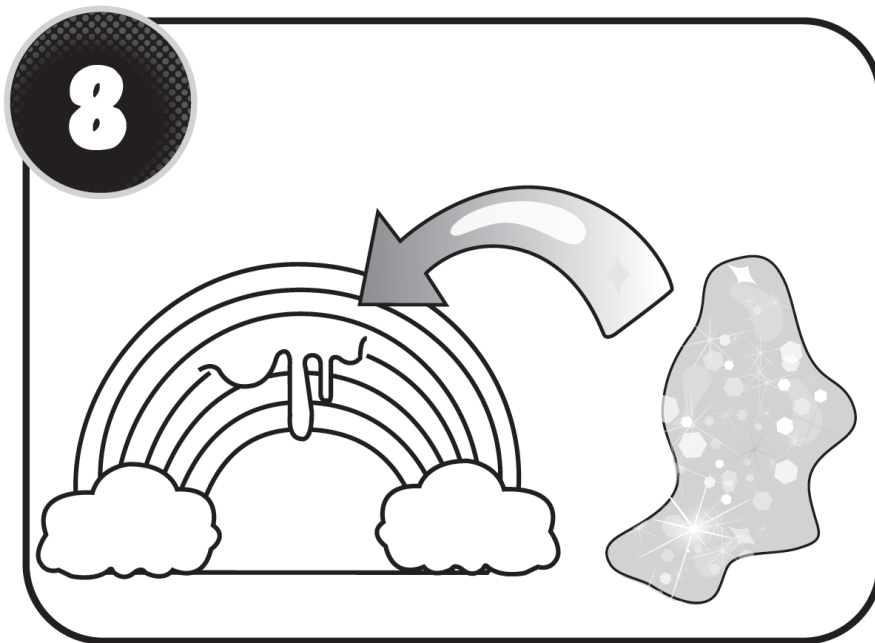


Completely crush the rainbow sand shell with your hands in the bowl with slime.



Mix the crumbled sand, filling and slime together until thoroughly combined to create a new slime!

TIP: Add sprinkles of water a little at a time to make the slime stretchier until you reach the desired consistency.



Store the slime inside the rainbow container when you're finished playing.

IMPORTANT INFORMATION

- Not for children under 6 years. Keep out of reach of very young children.
- Adult supervision is required when children are playing with water.
- Contents are not food. Do not eat or drink.
- **NOT ALL PACKS INCLUDE ARTIFICIAL SNOW. SELECT PACKS ONLY.**
- If the rainbow sand shell starts to soften and crush in the water, remove it quickly and crush it over the bowl with slime.
- Slime will dry out over time. Store slime in the rainbow container or in a sealed bag to prevent drying out.
- Keep slime away from paper surfaces, as it will stick permanently.
- Color transfer from pigments may occur. Wash hands thoroughly after use and keep slime (and artificial snow) away from clothing and surfaces other than the container.
- Keep contents away from eyes, mouth and face.
- Avoid nose contact with artificial snow. Avoid direct inhalation of artificial snow.
- Do not aim rainbow at eyes or face. Do not blow glitter (or artificial snow) into others' eyes or faces.
- Avoid contact with the eyes. Keep away from damaged skin. Use under adult supervision.
- Do not dispose of slime or other contents in the drain. Dispose in a trash receptacle once you are finished playing with it.
- Before emptying the water from the bowl, remove all sand and glitter to avoid blocking the drain.

Please keep this manual as it contains important information.

WWW.POOPSIESLIMESURPRISE.COM

©2019 MGA Entertainment, Inc.


POOPSIE™ and RAINBOW CRUSH™ are trademarks of MGA in the U.S. and other countries.

All logos, names, characters, likenesses, images, slogans, and packaging appearance are the property of MGA.


9220 Winnetka Ave.

Chatsworth, CA 91311 U.S.A.

(800) 222-4685



File Downloads



POOPSIE Instruction Manual [Download](#) [optimized]
Rainbow Crush, 565611, 565611x1, 565642 [Download](#)

References

- 🐞 [Poopsie Slime Surprise | Mix and Match Slimes | Poopsie](#)
-  [POOPSIE™ Trademark](#)
-  [CRUSH™ Trademark](#)

Related Manuals

1. [Rainbow In My Room Projector Instruction Manual](#) A rainbow is a unique and colorful natural phenomenon that...
2. [imperii TT FIEPRO SmartBand Rainbow Instruction Manual](#) imperii TT FIEPRO SmartBand Rainbow INSTRUCTIONS FOR THE USER Thank...
3. [imperii RR FIERPRO SmartBand Rainbow Instruction Manual](#) imperii RR FIERPRO SmartBand Rainbow Instruction Manual INSTRUCTIONS FOR THE...
4. [RAINBOW High Studio Salon PlaySet Instruction Manual](#) WARNING: CHOKING HAZARD-Small Parts. Not for children under 3 years....
5. [MASIMO R25-12 RD RAM rainbow SET Instruction Manual](#) RAM® Dual Cable Series RD RAM rainbow SET® DIRECTIONS FOR...
6. [BLACK DECKER Power Crush Multi-Function Kitchen System User Manual](#) 5-IN-1 DIGITAL MULTI-FUNCTION KITCHEN SYSTEM use and care manual BL1275BGFP...